

## Hall Effect Base Linear Current Sensor

### Features:

- 14X10mm<sup>2</sup> current conductor through hole
- Output voltage proportional to AC and DC current
- Wide sensing current range 0~35 A at 5V volt
- High sensitivity 70mV/A
- Wide operating voltage range 3.0~12
- Low operating current 3mA
- Isolation voltage 4000V
- Ratiometric output from supply voltage
- 23K Hz Bandwidth
- Two bronze sticks for easy soldering on PCB




### Functional Description :

The Winson WCS2800 current sensor provides economical and precise solution for both DC and AC current sensing in industrial, commercial and communications systems. The unique package provides easy implementation without breaking original system and make current sensing possible. Typical applications include motor control, load detection and management, over-current fault detection and any intelligent power management system etc...

The WCS2800 consists of a precise, low-temperature drift linear hall sensor IC with temperature compensation circuit and a 14X10mm<sup>2</sup> through hole. Users can use system's own electric wire by pass it through this hole to measure passing current. This design allow system designers to monitor any current path without breaking or changing original system layout at all. Any current flowing through this hole will generate a magnetic field which is sensed by the integrated Hall IC and converted into a proportional voltage.

The terminals of the conductive path are electrically isolated from the sensor leads. This allow the WCS2800 current sensor to be used in applications requiring electrical isolation without the use of opto-isolators or other costly isolation techniques and make system more competitive in cost.

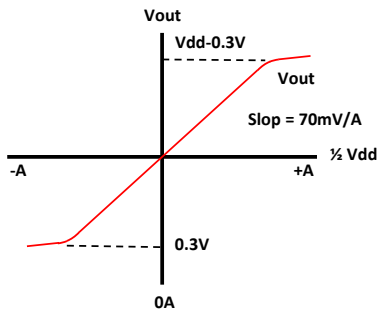
Winson reserves the right to make changes to improve reliability or manufacturability.



### Absolute Maximum Range

Supply Voltage, Vdd	-----	14V
Pass Through Wire Channel	-----	14X10mm <sup>2</sup>
Output Current Sink	-----	0.4mA
Output Current Source	-----	2mA
Basic Isolation Voltage	-----	4000V
Operating Temperature Range, Ta	-----	-20°C to +125°C
Storage Temperature Range, Ts	-----	-65°C to +150°C
Power Dissipation, Pd	-----	1W

### Vout vs. Primary Current

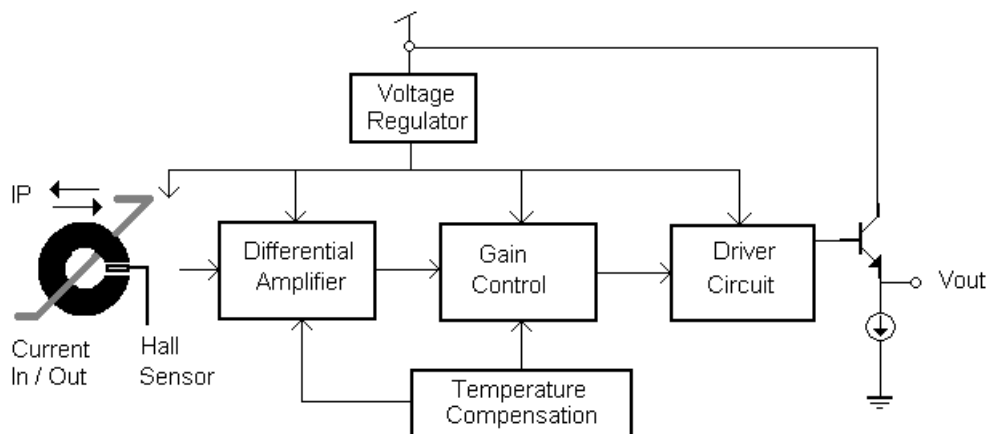


### Order Information

( Vdd = 5V )

Part No.	Sensitivity	Current range
WCS2800	70 mV/A	DC: ±0 ~ 35A
		AC: rms 25A

### Function Block:



Winson reserves the right to make changes to improve reliability or manufacturability.

## Electrical Characteristics:

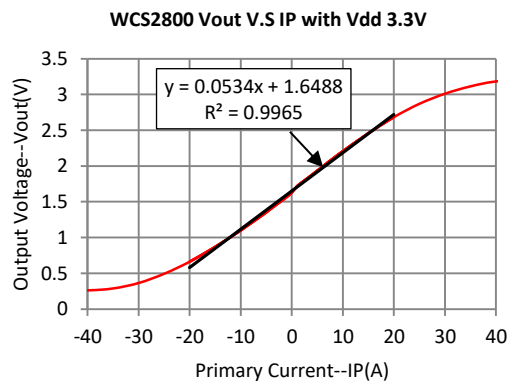
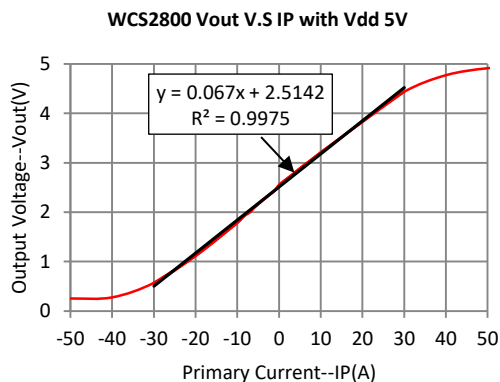
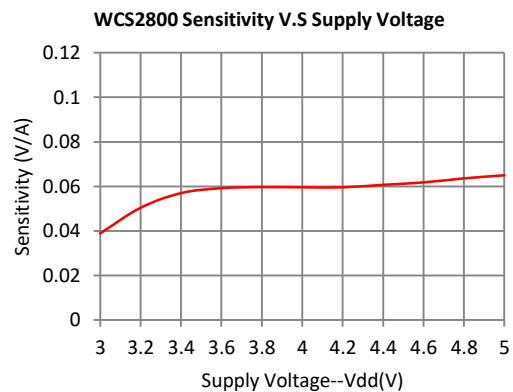
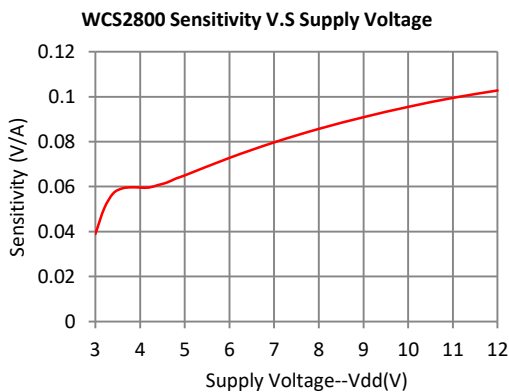
(T=+25°C, Vdd=5.0V)

Characteristic	Symbol	Test Conditions	Min	Typ	Max	Units
Supply Voltage	V <sub>dd</sub>	—	3.0	—	12	V
Supply Current	I <sub>supply</sub>	I <sub>P</sub> = 0 A	—	3.5	6.0	mA
Zero Current V <sub>out</sub>	V <sub>0G</sub>	I <sub>P</sub> = 0 A (DC Mode)	2.3	2.5	2.7	V
Conductor Through Hole	—	—	—	14X10	—	mm <sup>2</sup>
Sensitivity	Sens	I <sub>P</sub> = ±10 A	60	70	80	mV/A
Bandwidth	BW	—	—	23	—	kHz
Measurable Current Range	MR	V <sub>dd</sub> =5V (DC Mode)	—	±35	—	A
		V <sub>dd</sub> =5V (AC RMS)	—	25	—	
Temperature Drift	ΔV <sub>out</sub>	I <sub>p</sub> = 0 A	—	±1.0	—	mV/°C
Output Noise	V <sub>Np-p</sub>	I <sub>p</sub> = 0 A	—	15	—	mV
	V <sub>Np-p(0.01uF)</sub>	I <sub>p</sub> = 0 A, C = 0.01uF	—	3	—	

1. All output-voltage measurements are made with a voltmeter having an input impedance of at least 100kΩ

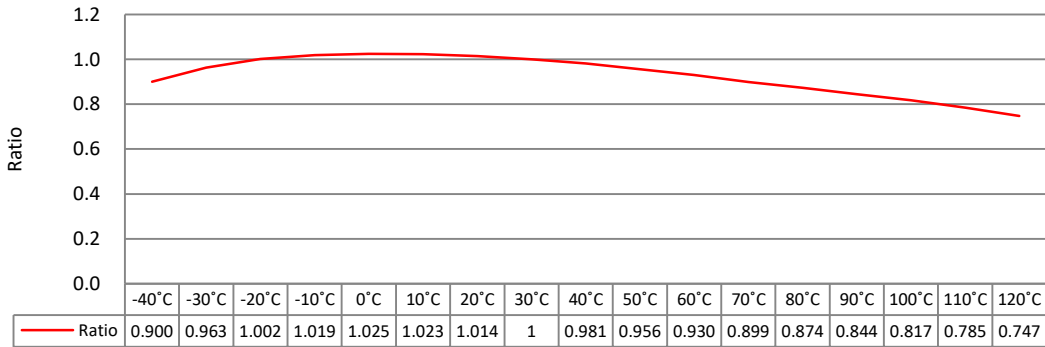
2. Do not apply any 'resistor load' on output pin, it will degrade IC's performance

## Characteristic Diagrams:

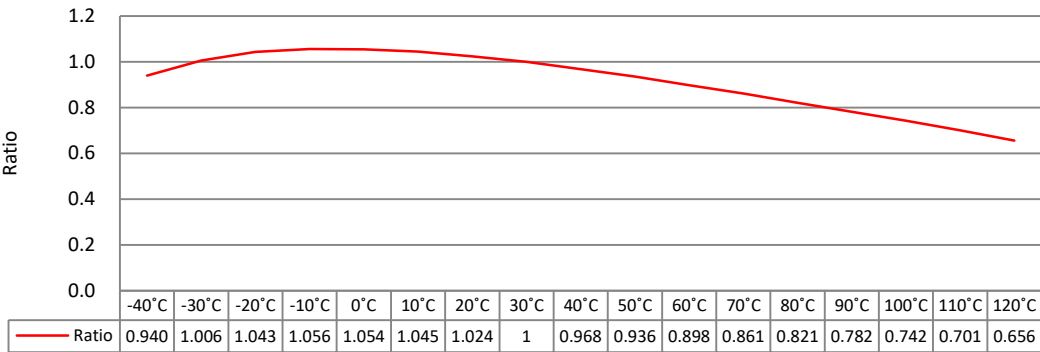


Winson reserves the right to make changes to improve reliability or manufacturability.

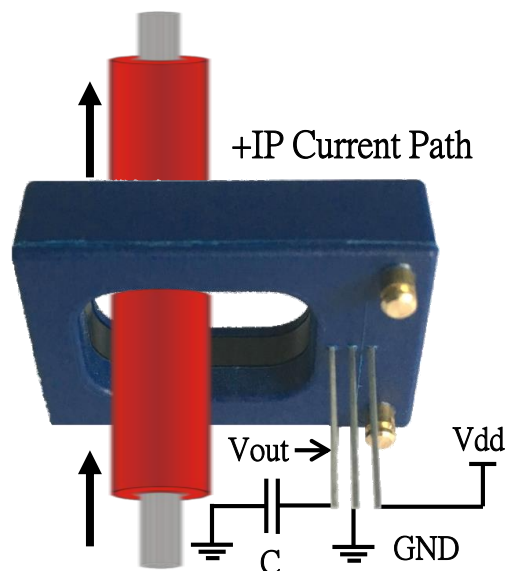
WCS2800 Sensitivity standardization of 30°C (5V) V.S Temperature



WCS2800 Sensitivity standardization of 30°C (3.3V) V.S Temperature



### Application Circuit:

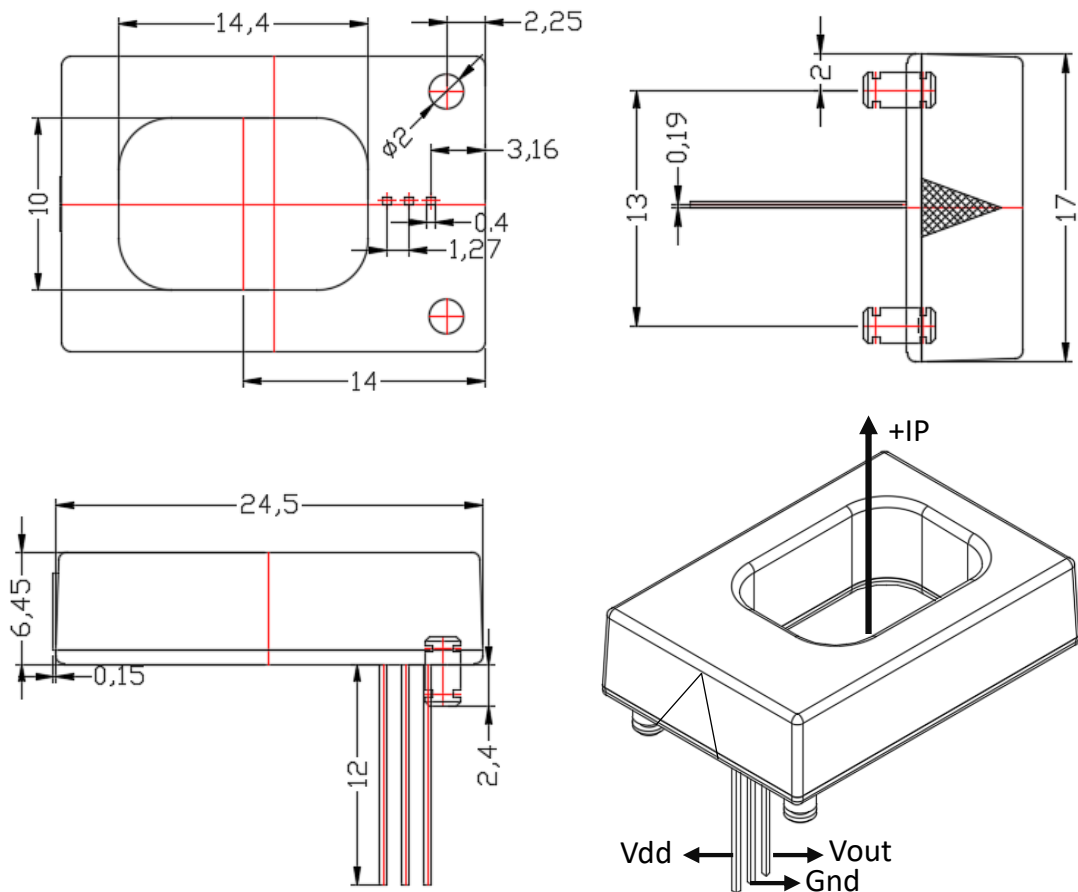


Capacitor **C**(0.01uF~0.1uF) is recommend to be connected between Vout and GND to reduce output noise.

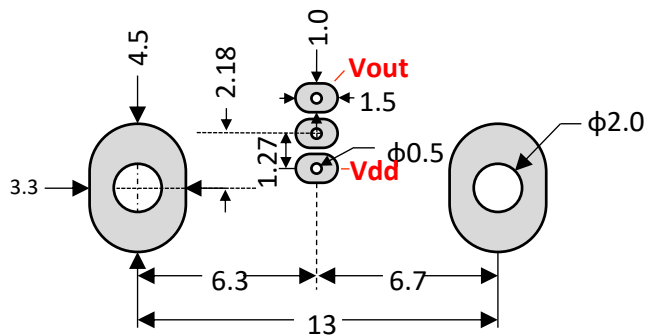
Winson reserves the right to make changes to improve reliability or manufacturability.

**Package Information:**

(Unit: mm)



**PCB Layout Reference View( Top View)**



**WCS Application Note :** please refer to Winson Website -> Products->

Application Note -> WCS Application Note :

<http://www.winson.com.tw/Product/83>

Winson reserves the right to make changes to improve reliability or manufacturability.